

Olmsted County Public Health Services Healthy Children and Families Five Year Report Brief Update 2015-2019

Updated September 16th, 2020

“The Omaha System is used by the PHN to assess clients’ problems. **Actual** problems are identified as problems with signs and symptoms. **Potential** problems have no signs for symptoms present, but have associated risk factors. When the client requests information about a problem, but has no signs or symptoms or risk factors present, this becomes a **Health Promotion** problem.” (Olmsted County Public Health Services 2018)

Prenatal/Pregnant Clients

Healthy Children and Families served a total of 431 prenatal clients from 2015-2019. The information from these clients’ visits were inputted into the Omaha system. The top five prenatal/pregnant client problems are listed in the categories below. The top **Actual** problem (Income) and **Potential** problem (Mental Health) indicated in 2015-2019 clients is the same as clients from 2013-2017. **Health Promotion** problems look similar as well; Health Care Supervision and Caretaking/Parenting have switched spots but remain in the top two.

Most Frequent Omaha Problems Prenatal Clients 2015-2019		% of Clients
Actual		
1	Income	41.5%
2	Mental Health	31.3%
3	Communication with Community Resources	20.9%
4	Family Planning	14.6%
5	Caretaking/Parenting	14.4%
Potential		
1	Mental Health	10.0%
2	Abuse	7.0%
3	Residence	6.5%
4	Family Planning	6.3%
5	Caretaking/Parenting	6.3%
Health Promotions		
1	Health Care Supervision	50.6%
2	Caretaking/Parenting	48.3%
3	Family Planning	30.2%
4	Postpartum	27.1%
5	Pregnancy	19.5%

KBS

“Knowledge, behavior, and status (KBS) ratings are used to evaluate a client’s progress in relation to one of the 42 health-related problems within the Omaha System, using a five-point likert scale.” (Olmsted County Public Health Services 2018)

Pregnancy

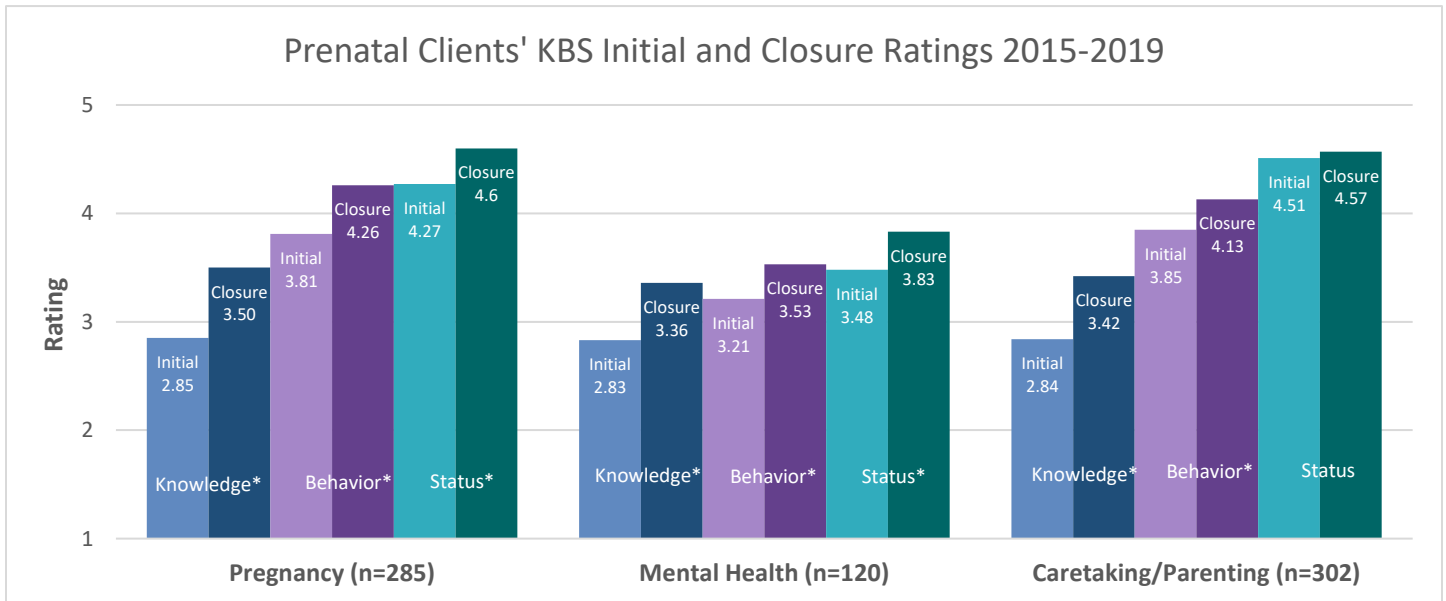
From 2015-2017, pregnancy ratings in all KBS areas increased significantly. Client knowledge demonstrated the greatest increase from 2.85 to 3.50 which was similar to the 2013-2015 results. As noted in the graphics below, all 2015-2017 ratings for pregnancy KBS areas started higher and ended higher than the 2013-2015 results.

Mental Health

From 2015-2019, ratings in all mental health KBS areas increased significantly. Client knowledge increase the most from 2.83 to 3.36. Ratings for knowledge and status for the 2015-2019 clients started higher and increased more compared to 2013-2017 clients. The opposite was found for client ratings in behavior.

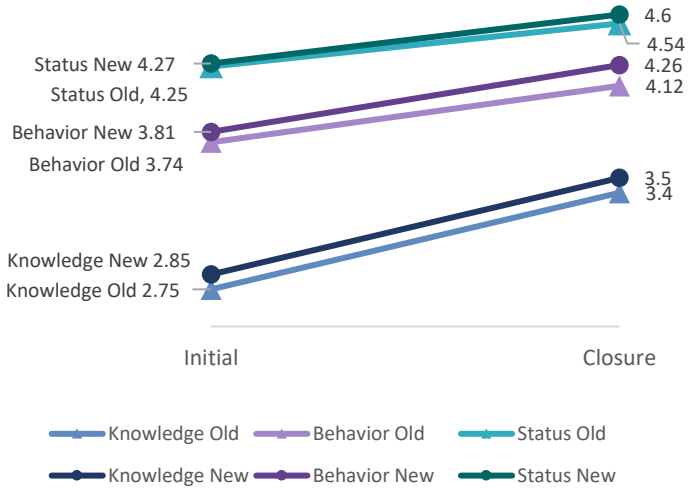
Caretaking/Parenting

From 2015-2019, ratings in knowledge and behavior increased significantly. Client status had a slight increase however was not statistically significant. Results from 2013-2017 were very similar to the 2015-2019 findings except the small increase in status was an improvement from the previous report.

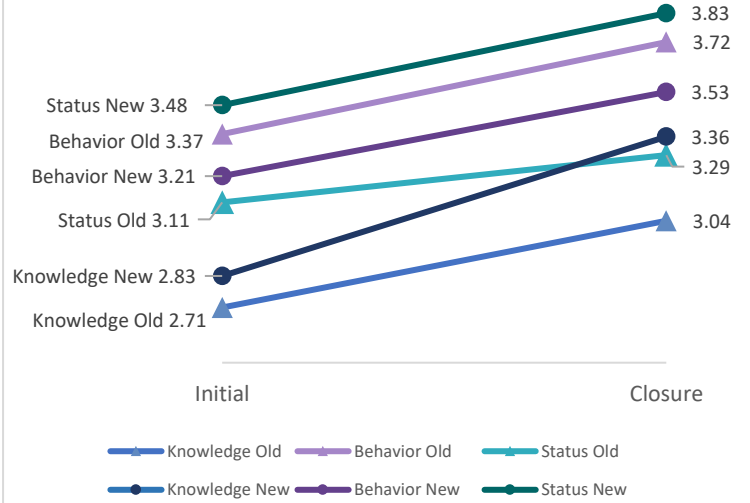


*indicates statistically significant change

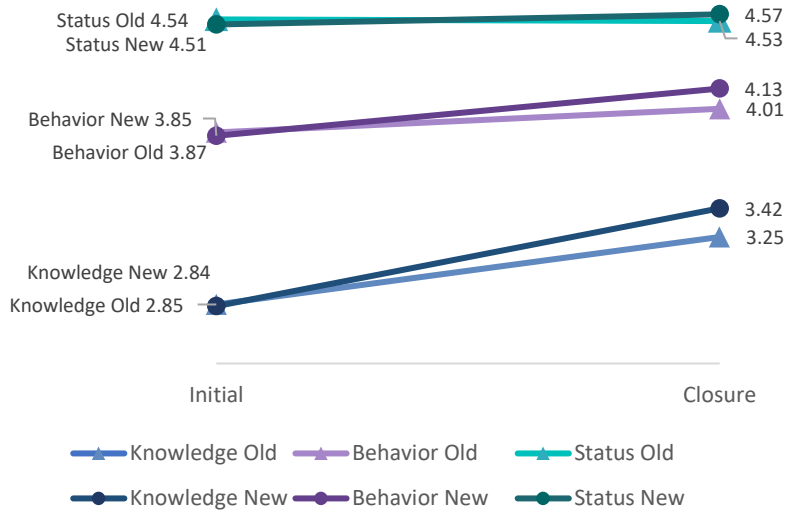
Prenatal Clients' Pregnancy KBS Comparison
2013-2017 vs. 2015-2019



Prenatal Clients' Mental Health KBS Comparison
2013-2017 vs. 2015-2019



Prenatal Clients' Caretaking/Parenting KBS Comparison
2013-2017 vs. 2015-2019



Parenting Clients

Healthy Children and Families served a total of 605 clients for parenting in 2015-2019. The top three **Actual** problems from 2013-2017 to 2015-2019 remained the same. **Potential** problems looked similar as well with Mental Health and Caretaking/Parenting remaining in the top three for both reports. **Health Promotion** problems changed priorities with the new top being Health Care Supervision, which was not in the previous top five. Other problems in this category are similar to previous years.

Most Frequent Omaha Problems Prenatal Clients 2015-2019		% of Clients
Actual		
1	Income	43.5%
2	Mental Health	38.8%
3	Caretaking/Parenting	27.3%
4	Communication with Community Resources	25.6%
5	Family Planning	22.3%
Potential		
1	Mental Health	18.3%
2	Caretaking/Parenting	13.1%
3	Health Care Supervision	10.2%
4	Abuse	9.6%
5	Family Planning	9.6%
Health Promotions		
1	Health Care Supervision	75.4%
2	Caretaking/Parenting	74.4%
3	Postpartum	46.8%
4	Family Planning	38.7%
5	Pregnancy	26.9%

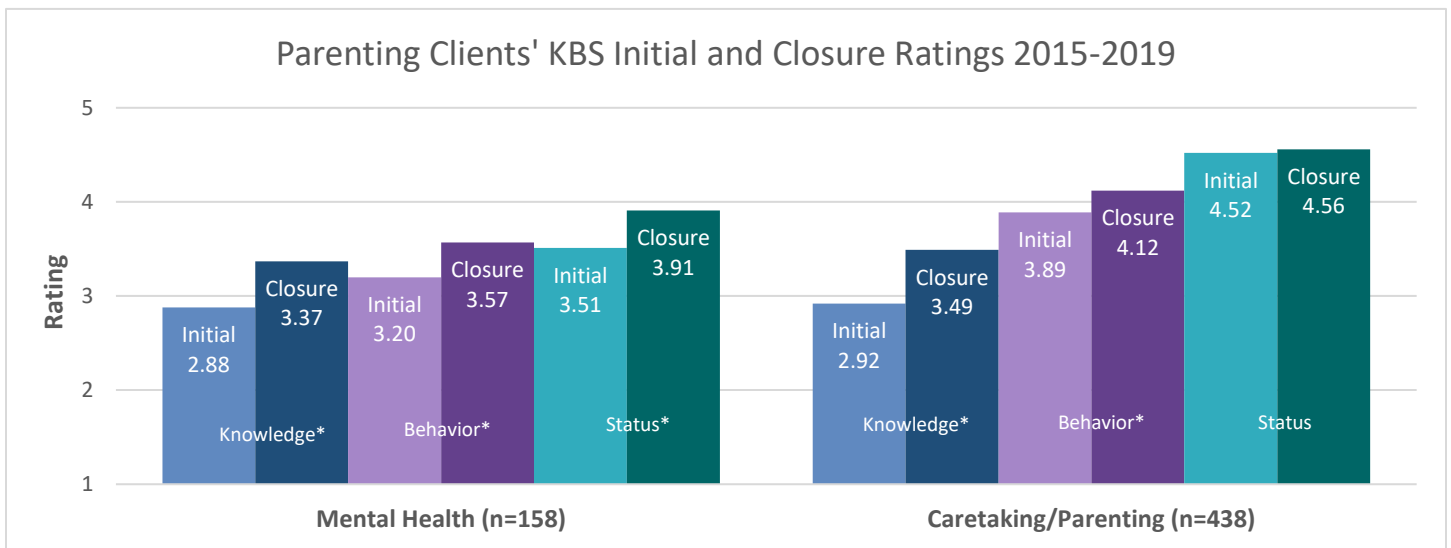
KBS

Mental Health

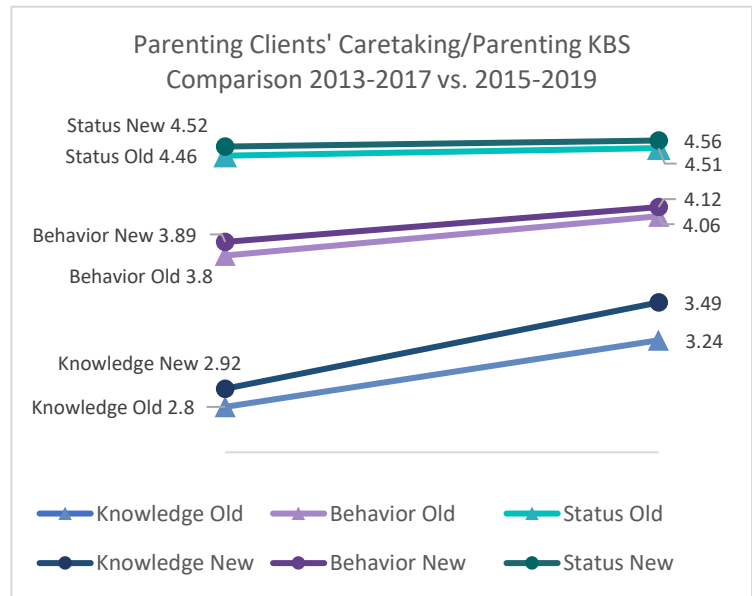
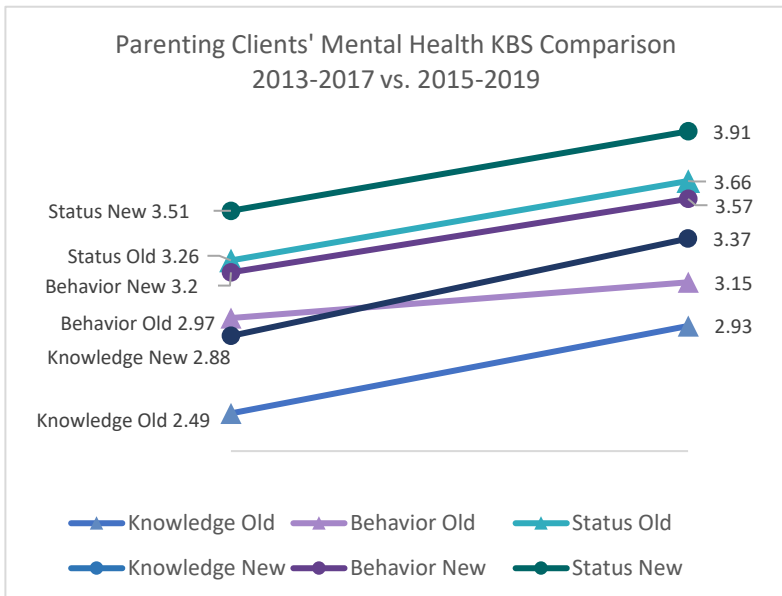
From 2015-2019, ratings in all mental health KBS areas increased significantly. Client knowledge increase the most from 2.88 to 3.37. Ratings for all KBS areas started higher and ended higher in 2015-2019 compared to 2013-2017.

Caretaking/Parenting

From 2015-2019, ratings in knowledge and behavior increased significantly. Client status had a slight increase however was not statistically significant. Results from 2013-2017 were very similar to the 2015-2019 findings with the newer report indicating higher starting and ending rates.



*indicates statistically significant change



Child Growth & Development

Healthy Children and Families served a total of 695 clients for child growth and development in 2015-2019. The top four **Actual** problems from 2013-2017 to 2015-2019 remained the same although a few switched places. **Potential** problems looked similar as well with Growth and Development and Neglect remaining in the top two for both reports. **Health Promotion** problems have the same top five as previous years. The top two problems have simply switched places.

Most Frequent Omaha Problems Prenatal Clients 2015-2019		% of Clients
Actual		
1	Growth and Development	30.9%
2	Health Care Supervision	11.2%
3	Neglect	2.9%
4	Income	2.6%
5	Abuse	2.0%
Potential		
1	Growth and Development	14.7%
2	Neglect	7.2%
3	Health Care Supervision	6.2%
4	Abuse	4.6%
5	Oral Health	0.9%
Health Promotions		
1	Health Care Supervision	80.4%
2	Growth and Development	68.2%
3	Abuse	7.3%
4	Neglect	6.6%
5	Caretaking/Parenting	1.3%

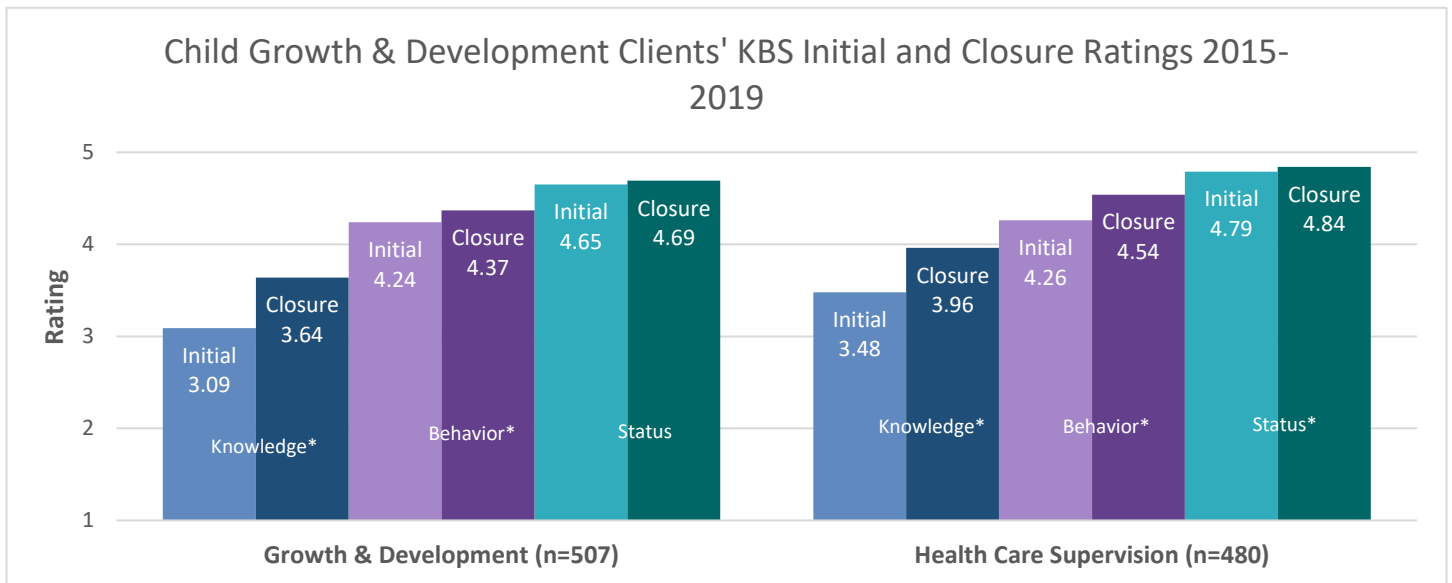
KBS

Growth & Development

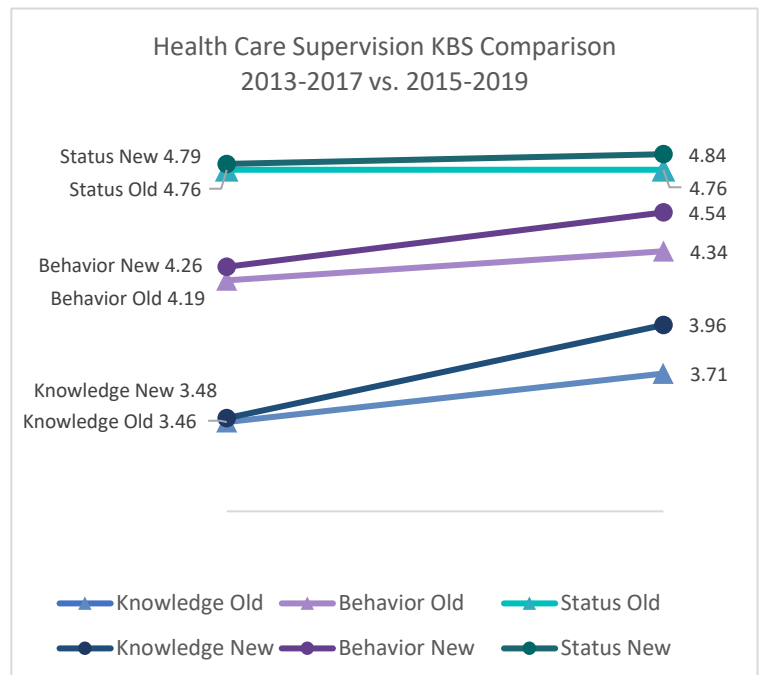
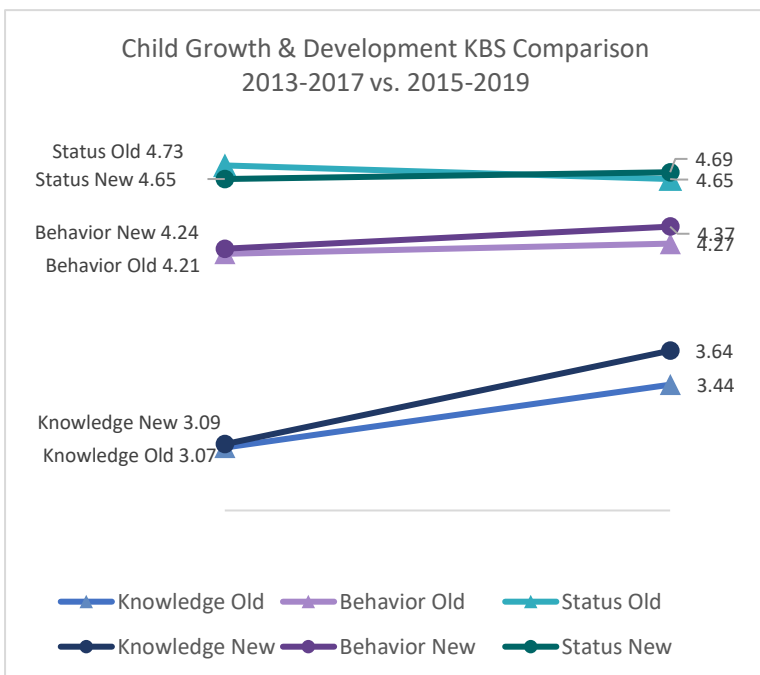
From 2015-2019, ratings in growth and development for knowledge and behavior increased significantly. Knowledge displayed the greatest increase from 2.09 to 3.64. Status also displayed a small increase, although this was not considered significant. In the previous report, the status of growth and development decreased.

Health Care Supervision

From 2015-2019, ratings in all health care supervision KBS areas increased significantly. The largest increase was in knowledge from 3.48 to 3.96. All KBS areas also increased more than in the 2013-2017 reported changes.



*indicates statistically significant change



Resources

Olmsted County Public Health Services. (2018). *Olmsted County Public Health Services Healthy Children and Families Five Year Report Update 2013-2017*. Retrieved from <https://www.co.olmsted.mn.us/OCPHS/reports/Documents/HCFAnnualReport.pdf>.